



# GARDEN BUZZZZZ



Volume 27 Issue 9

Central Alabama Master Gardener Association

September 2018

## Message from:

**Rhona Watson**  
CAMGA President



There is not a lot to do in the garden in September except for regular maintenance, all the rain we had in August has everything looking lush and healthy, unfortunately that goes for the weeds as well. Mornings are getting cooler so pulling weeds is not as bad a chore. Most of the cuttings I did in August are still doing ok as I check on them twice a day. That is not necessary of course but I can't seem to help it.

On October 26<sup>th</sup> we will be doing our annual plant swap. This year to make it more interesting we are going to swap plants and pots and do a presentation on propagation. If there is a plant you are interested in propagating

bring the plant or your questions, and Jane Mobley and I will do our best to help you.

We are now accepting dues for 2019. Please fill out the membership form and send with your check. There will be a copy at the upcoming meetings, in this newsletter, and we will also send it out on email. All dues must be received by December 5<sup>th</sup> for you to be included in the Directory. Cathy Whigham is doing the directory again this year, so please make her, and Bill Quails job easier by filling out the membership form and getting your dues in as soon as possible.

In previous years we always have directories that are never picked up by members. This year there is a section on the membership form to check if you would like a printed directory, or you can check the online version which is available to everyone. Only the people who turn in the form with their payment and check the option for a printed directory will receive the hard copy.

Congratulations to all of our new graduates, we are looking forward to working with all of you in the gardens and on our committees. There is a perfect fit for everyone who wants to participate. Talk to your mentor or the committee leaders to see what is interesting to you. Thank You Robin Snyder for the awesome job organizing the graduation. The room was beautiful, and food even better, thanks to everyone who helped decorate, brought food and helped with set up and clean up.

## Table of Contents:

Message from Rhona.....1-2

Message from Mallory..... 3

Minutes ..... 4-5

Lunch & Learn..... 6-7

Projects Committee  
Minutes..... 8

Mansion Report ..... 9-10

Spotlight on Volunteers... 11

Library Report.....12

Helpline Report .....13

2019 CAMGA Membership  
Form.....14

September Calendar ..... 15



CAMGA Garden Buzzzz  
Carol Pugh — Editor  
pughdia@aces.edu  
334-567-6301



**Message from: Rhona Watson**  
**CAMGA President — (Continued)**



Our next meeting will be on September 18 at Petals from the Past. Jason Powell will be giving a presentation on perennials. He is always inspiring and then we can shop for the plants he has talked about that we decided we have to have.

You can bring your own lunch or order a box lunch for \$15. We must pre-order the box lunches, so we will need your money in advance to know how many lunches to order. Yes you can bring a guest. Be sure to include name and money for their lunch. **We must receive lunch money before September 13!!**

PLEASE send your money to our treasurer - **Bill Quailles, 1060 Redbud Road, Titus, AL 36080.**

I do many of the herbs I grow in containers and strawberry jars.

This is a rosemary, and an oregano that has been growing in this pot for 6 years. It stays on the patio all winter the rosemary is evergreen, and the oregano will die back after a frost and come back in the spring.

Herbs do great in containers, they just need full sun, and to be watered more than if they are in the ground.

A full established pot like the rosemary will need water every day there is no rain.



**Rhona's Rosemary and Oregano  
Plant**

**Message from Mallory  
Mallory Kelley  
Regional Extension Agent — Home Grounds, Gardens, Home Pests**



What a great time we had celebrating the graduation of the Elmore County Fall Intern class of 2017. The day was perfect with all types of wonderful dishes prepared by the Master Gardeners and the display of the food and table décor made it a wonderful “Picnic in the Garden!”

A huge thank you to Robin Snyder and Lee Ann Marona for all they did to secure the graduation venue and the details of the day. Congratulations to all the Graduates!

**Congratulations  
Fall 2017  
Elmore County Master Gardener Class**



**(Front row):** Mallory Kelley—Regional Extension Agent, Betty Plaster, Cecelia Ball, Sue Brasel, Dee Ann Turberville, Linda Jarzyniecki, Robin Snyder—CAMGA member.

**(Middle row left to right):** Sheila Radford, Carolyn Placeway, Melanie Eads, Dian Owens, Marty French, Lee Ann Marona CAMGA member, Rhona Watson —CAMGA President .

**(Back row left to right):** Ofie McCoy, Allyson Andrews, Sabrina Comer, Cheryl Fitzgerald



## **CAMGA Minutes**

### **August 2018**

**By: Mary Lou Mullins, Secretary**

Rhona Watson (President) welcomed fifty-seven CAMGA Members and their guests to the 2018 Master Gardener Graduation held in First Presbyterian Wetumpka's Fellowship Hall. A brief business meeting was held by our President prior to Mallory Kelley, Regional Extension Agent, conducting the Graduation.

#### **Business Meeting & Committee Reports**

Rhona opened the meeting requesting approval of the July CAMGA Minutes. Bill Quailes (Treasurer) stated no income for the month. The only expenditure for the month was for the annual \$127.19 website fee. This leaves \$7,721.09 in our treasury. The minutes and treasurers' report were approved.

Mallory Kelly announced that the 2019 CAMGA Internship Training would be conducted in Autaugaville. The class will begin next month with hopefully more than 20 individuals from the area participating. Mallory said it is not too late to encourage enrollment.

The discussion of the 2019 slate of officers was the next item of business. Rhonda Miles is chairperson for the Nominating Committee. Our President encouraged members to be open and willing to serve if asked by the committee. Rhonda will present the proposed slate of officers at our next business meeting.

Cathy Whigham (Directory Committee) asked that everyone pay the 2019 dues by December 5. As the new directory is compiled only those paying dues will have their information included. Forms will be passed out at the next meeting. Please update any pertinent information and note whether you want a hard copy directory or prefer to receive it only online. (Cathy noted that many hard copy directories were never picked up from this year, and this led to wasted funds for printing.) Dues are the same as last year. State & local dues are \$20 and \$12 for local only. (The state dues include the state newsletter and the recognition name badges. The "Star" recognition is funded through local dues.)

Sandy Rosamond (Program Chairman) said our September 18 CAMGA Meeting will be held at Petals from the Past in Jemison. Jason Powell will be discussing perennials. A box lunch and drink will be provided for a cost of \$12. Please sign up for this with Sandy if you want one. The October meeting will be at Lanark.

Terri Chambliss (Projects Committee) reminded those signed up for the Leopold Bench Workshop of the upcoming class on October 5. On October 26 there will be a Plant Swap at the Elmore County Extension Office. Members are encouraged to bring plants and pots to share and exchange. There will also be demonstrations on propagations.

Rhona Watson presented Maria Updike with a Gold Badge for hours of volunteer service. Debbie Boutelier was congratulated for receiving her Advanced Master Gardening Certification in Herbs.

Mallory Kelly extended her heartfelt thanks to all who assisted with the success of the 2018 Internship Program. Robin Snyder and Lee Ann Marona served as co-chairs for coordinating the classes.

Bill Quailes helped with the set-up. Don Armstrong provided plants. Many members provided food and other goodies. So many shared hours and efforts went into the process that brought the group to their graduation goal. Thank you!



## CAMGA Minutes August 2018 By: Mary Lou Mullins, Secretary



Our President adjourned the meeting and our program began.

### Our Graduation Program

The Internship Class for 2018 was presented by Mallory Kelly with each receiving Master Gardening Certificates and gifts of plants, rain gauges and jam along with many accolades for their volunteer service. With only 50 hours required for volunteerism, many **far** exceeded that amount. Their enthusiasm for gardening and service was applauded! Robyn Snyder, as Hospitality Chair-Person, welcomed the group to “A Picnic in the Garden” for a celebration lunch. It was a true feast of good food and beauty. Welcome Graduates!

*Respectfully Submitted,  
Mary Lou Mullins, Secretary*

President Rhona Watson left, presented Marie Updike her Gold Master Gardener Badge for volunteer hours during the August CAMGA meeting.



Left-right: Mallory Kelley and Rhona Watson with Debbie Boutelier receiving her Advanced Master Gardener Certificate in Herbs





## **Lunch and Learn**

### **August 2018**

**By: Sandi Adkison**

### **The Life of Butterflies**

**By: Deborah Batson**



The focus of this month's program was the beauty of butterflies and how to raise them from caterpillars. The program began with an eight minute slideshow of photographs, taken by Deborah Batson, which was set to music for an enjoyable journey of the life cycle of the gulf coast fritillary, the monarch, and the black swallowtail. The most detailed life cycle shown being the gulf coast fritillary, which depicted the tiny egg, the hatching and eating of the egg capsule, all the way to emerging from its chrysalis and subsequent landing on a nectar flower.

The slideshow also demonstrated ways to help increase the butterfly population and education opportunities that Deborah has participated in to share with children the joy of butterflies.

Only one-percent of the butterfly eggs laid make it to adulthood, and then only a percentage of those make it to lay their own eggs. There are many reasons, but predators, like the praying mantis, dragon flies, wasps, spiders, ants, lizards, birds, frogs, etc., not to mention loss of habitat, cars, pesticides, lack of food, and host plants, take a toll on their population.

Caterpillars in different stages of development were brought to the meeting including one hanging in the "J" formation, two gulf coast fritillaries, and one swallowtail that had emerged that morning. They were released afterwards onto the flowers in front of the building.


To attract and/or raise butterflies we need to:

- Plant nectar flowers and host plants. If you intend to raise them from caterpillars, you will need to plant sufficient food sources for them to lay their eggs, and for cuttings to take inside to their nursery containers. It takes a lot!
- Nursery containers can be made from several sources. Opaque storage containers with the tops secured with netting and elastic; the large plastic containers that bulk animal crackers and cheese balls come in, and the top covered with a large coffee filter and secured with a rubber band. "The Wonder Bubble" is a cool container you can order. Deborah uses hers to tape chrysalises to with the date they changed so to keep up with when they may emerge.
- Put clean gravel or sand in the bottom of the container. This helps to keep it cleaner, and it helps to secure a small bottle which will hold your cuttings.

# **Lunch and Learn**

## **August 2018**


### **By: Sandi Adkison**



- A small bottle such as a medicine bottle or the Cracker Barrel syrup bottles are great to put water in, and add your cuttings. If the mouth of the bottle is not totally filled with stems, the caterpillars can get in the water and drown. Cut some plastic wrap, and secure with a rubber band, then poke holes for the stems.
- Add a few sticks for the caterpillars to pupate on. They will also change on the stems. Deborah cuts the stems leaving a bit of space on either side of the chrysalis and transfers them to another container. Sometimes they will attach to the sides of the container with the caterpillars, and there's nothing you can do.
- Once the caterpillars pupate, transfer to another container. You can leave them on their long sticks, or cut the stick or stem, adding a piece of tape (writing the date) and stick them onto the sides or top of the new container. It usually takes 9 days for a gulf coast fritillary or monarch, and 11 days for a swallowtail to emerge.
- After the butterfly emerges, it is still very vulnerable to predators, sometimes taking hours for their wings to dry enough to fly. At that time, I release them outside.
- You can also make feeders outside for the butterflies. Bees and other insects also like them. Put over-ripe fruit on a plate or decorative bowl, and you can also use the leftover or old hummingbird nectar by either pouring it over the fruit or on a sponge or plastic scrubby.

Join us next month September 11th for the September Lunch and Learn program on "Fall Gardening and Harvest," presented by Lee and Amanda Borden, Advanced Master Gardeners. The program will begin at 12 noon. in the Elmore County Extension Auditorium.

## **Minutes from Projects Committee Meeting August 2018 By: Terry Chambliss**



Those present were Sandy Rosamond, Candy Jones, Johan Beumer, Judy May, Bill Quails, Rhona Watson, Jane Mobley and Terry Chambliss.

Four committee members registered for the practice Leopold Bench making project to be held on September 21 at 9:00 a.m.

To date nine CAMGA members are registered for the bench project to be held on October 5 at 9:30 a.m. It will be announced again at the meeting next week. Members should bring drills if they have one. Drill bits will be provided.

The Hospital courtyard beautification project was discussed. The hospital contact stated they held a meeting on August 9, and will contact us when our consultation will be needed.

Group work days will be set in October and November for the Learning Gardens, Lanark and the Middle School.

The annual plant swap for CAMGA members scheduled on October 26 has been expanded to include a pot swap plus a presentation and demonstration on propagation by Rhona Watson and Jane Mobley including air layering and grafting. Snacks will be provided.

***Respectfully submitted,  
Terry Chambliss***



## **Governor's Mansion Report**

### **August 2018**

**By: Amanda Borden**



During the month of August, volunteers at the Governor's Mansion weeded, mulched, and trimmed hydrangeas in the front yard by the Hill House gate, weeded and trimmed in the side yard, weeded and watered in the Herb garden and the Serenity garden, and weeded and trimmed in the Secret garden.

As of 20 August 2018, we have accrued 3038 volunteer hours since the Mansion gardening project's inception.



**Camellia before pruning**



**Camellia after pruning**



## **Governor's Mansion Report August 2018 By: Amanda Borden**



**Secret Garden after  
weeding and trimming**



**Knock out rose after  
deadheading**





## SPOTLIGHT ON VOLUNTEERS

August 2018

By: Judy May

Attending the Projects Committee meeting August 14 were Terry Chambliss, Sandy Rosamond, Jane Mobley, Candy Jones, Johan Beumer, Bill Quailes, Rhona Watson and Judy May.

The Lunch and Learn August 14 was The Life Cycle of a Gulf Coast Fritillary Butterfly by Deborah Batson. There were 43 attendees, 37 of them Master Gardeners. Assisting were Sandi Adkison, Cathy Whigham and Bill Quailes.

Helpline volunteers this month were Pat Petro-Perryman, Katrina Mitchell, Melanie Eads, Ernie Edwards, Candy Jones, Ricky Hatcher, Sharon Potts, Cathy Whigham, Mary Ann Klatt, Cindy Beumer, and Mary Ann Hatcher.

There are so many to thank for the wonderful food brought to the Graduation August 21. Many thanks to Robin Snyder for coordinating the food. Jane McCarthy and Sandy Rosamond did all of the flower arrangements and Jane and Sandy also helped Robin with decorating. Linda Mincey, Lee Ann Marona, Mary Lou Mullins also helped with decorating. Deann Stone, Linda Mincey, Cathy Whigham, Freda Frye and Carol Rattan also helped with serving. Linda Mincey was also there the day before helping with all the decorating.

Mallory Kelley provided the fried chicken while sides were provided by Jesse and Rhonda Miles, Gale Wheeler- Leonard, Ricky and Mary Ann Hatcher, Bill and Freda Frye, Marjorie Hannah, Janet Lewis, Carla McCune, Sally and Joe L'Abbe, Janet Jackson and Johan Beumer.

Salads were provided by Mary Lou Mullins, Candy Jones, Carol Rattan, Cheryl Christian, Iva Haynie, Bonnie McCormick, Betty Stricker, Katrina Mitchell and Amanda Borden. Desserts were provided by Rhona Watson, Sherri Schaefer, Mary McCroan, Pat Petro-Perryman, Leslie Bingham, Judy May, Sharon Potts, Anida Wishnietsky and Cathy Whigham. Drinks were provided by Lee Borden, Virginia Pruitt and Jane Mobley.

Members of the Advanced Master Gardener Committee: Amanda Borden, Lee Borden, Rose McCauley, Jane Mobley, Liason Candy Jones, Paula Seamon, and Rhona Watson held a meeting to hear a presentation from Debbie Boutelier.

Congratulations to Debbie for earning her Advanced Master Gardener certification in the subject of Herbs. With this award, Debbie also becomes the latest member of the Advanced Master Gardener committee.

Working at Lanark this past month were Leslie Bingham, Carla McCune, Sheila Pearson, Cheri Cook, Cheryl Fitzgerald, Linda Jarzyniecki, Judy May, Sharon Kochik, Norman Turnipseed, Debbie Corn and Sue Brasel. Maria says thank you all for your hard work and dedication to the beautiful gardens at Lanark.

Working at the Governor's Mansion this month were Jane McCarthy, Amanda Borden, Amy Richardson and intern Fran Smith.



## CAMGA Library News

**By: Lee Ann Marona**

If you have ever worked Help Line or visited the CAMGA Office, then you have seen the CAMGA Library collection. And if you have browsed the shelves, you have probably noticed that our CAMGA books are not classified using the Dewey Decimal Classification System which we learned in elementary school and which we use in our public libraries. Why is that? To answer that question, let's take a quick look at how the DDC classifies horticulture books which primarily fall in the 630s as follows:

- 630 Agriculture
  - 630.1 Philosophy and theory
  - 630.2 Miscellany and scientific principles
  - 631 Techniques, equipment, materials
  - 631.2 Fencing and construction
  - 631.3 Tools, machinery, apparatus, equipment
  - 631.4 Soil science
  - 631.5 Cultivation and harvesting
  - 631.6 Land reclamation and restoration
  - 631.7 Water conservation and irrigation
  - 631.8 Fertilizers, soil conditioners, composting
  - 632 Plant injuries, diseases, pests
  - 633 Field & plantation crops
  - 634 Orchards, fruits, forestry
    - 634.1 Apples, pears, etc.
    - 634.2 Stone fruits
    - 634.3 Citrus fruits
    - 634.4 Other fruits
    - 634.5 Tree nuts
    - 634.6 Tropical fruits
    - 634.7 Berries
    - 634.8 Grapes
    - 634.9 Forestry
  - 635 Garden crops (Horticulture)
    - 635.1 Root vegetables
    - 635.2 Potatoes, garlic, onion
    - 635.5 Edible leaves, greens
    - 635.6 Vine vegetables
    - 635.7 Herbs
    - 635.8 Mushrooms
    - 635.9 Flowers and ornamental plants
  - 636 Animal husbandry
  - 638 Insect Culture, Bees

While this is a useful and efficient system for larger libraries which may have a limited number of horticulture books, in CAMGA's small, specialized collection the DDC would be inefficient and cumbersome. Using DDC would mean using multiple numbers beyond the decimal which would not be very user-friendly on the spines of many of our books. So the founders of the CAMGA Library wisely categorized the books simply by categories.

The categories and signage are a work in progress, and more information will be forthcoming this fall. But as always, feel free to visit the library and check out books during any of the Extension office's normal operating hours.



## **Helpline Report August 2018 By: Mary Ann Hatcher**

Thank you to all the volunteers that assisted to make this season a success.

The volunteers for the Helpline this month were: Melanie Eads, Ricky Hatcher, Pat Petro-Perryman, Candy Jones, Ernest Edwards, and Katrina Mitchell.

I want to personally thank the following ladies who have been through training after training to be able to assist our volunteers in locating approved information, contact our clients in a timely manner, and complete our online data: Sharon Potts( Appointment Reminder), Mary Ann Klatt( Advisor), Cathy Whigham( Advisor), and Cindy Beumer (Advisor).




**Cindy Beumer**



**Cathy Whigham**



**Mary Ann Klatt**



**Sharon Potts**



# 2019 CAMGA Membership Form

## Central Alabama Master Gardener Association 2019 Membership Form

**Due: December 1, 2018\***

Please Print:

**Name** \_\_\_\_\_

\_\_\_\_ Check if your information in the 2018 CAMGA Membership Directory is correct. If your information is correct, it is unnecessary to complete your profile information below.

Address \_\_\_\_\_ City \_\_\_\_\_ Zip \_\_\_\_\_

Telephone \_\_\_\_\_ Cell Phone \_\_\_\_\_

Email \_\_\_\_\_

Year of your Master Gardener Class Graduation \_\_\_\_\_ County \_\_\_\_\_

### Type of Membership: (Check one)

\_\_\_\_ Local and State Active Member - - - \$ 20

(includes graduating interns)

\_\_\_\_ Local only or Dual Member only - - - \$12

(includes graduating interns)

(A dual member has primary membership in another county.)

### Checks should be made payable to CAMGA.

Amount Enclosed: Check \$ \_\_\_\_\_ Check Number \_\_\_\_\_ Cash \$ \_\_\_\_\_

\_\_\_\_ Yes, I am a dual member. County of primary membership \_\_\_\_\_

**Please mail or give this completed form and dues to Treasurer,**

Bill Quailles

1060 Redbud Road

Titus, AL 36080

**\*\*NEW\*\*** Would you like to receive a CAMGA Membership Directory Booklet as well as the digital version **or** only the digital directory? **Check one:**

\_\_\_\_ CAMGA Directory Booklet as well as the Digital Version

\_\_\_\_ Digital CAMGA Directory ONLY

**\*Your completed form and dues must be submitted by December 1, 2018 or you risk not being included in the 2019 CAMGA Membership Directory. If you wish to have a new picture in the directory, send to cathy-whigham@gmail.com by December 1.**



# Calendar of Events

## September 2018

Sun Mon Tue Wed Thu Fri Sat

						1
2	3 <i>Labor Day</i> 	4	5 <i>Lanark</i> <i>Workday 8 to 12 noon</i>	6 <i>Elmore County</i> <i>Extension Office</i> <i>Learning Gardens</i> <i>Workday 8-12 noon</i>	7	8
9	10 <i>Governor's</i> <i>Mansion</i> <i>Work Day</i> <i>8 to 11 a.m.</i>	11 <i>Lunch &amp; Learn</i> <i>12 to 1 p.m.</i>	12 <i>Lanark</i> <i>Workday 8 to 12 noon</i>	13 <i>Elmore County</i> <i>Extension Office</i> <i>Learning Gardens</i> <i>Workday 8-12 noon</i>	14	15
16	17 <i>Governor's</i> <i>Mansion</i> <i>Work Day</i> <i>8 to 11 a.m.</i>	18 <i>CAMGA</i> <i>Meeting at</i> <i>Petals from</i> <i>the Past</i>	19 <i>Lanark</i> <i>Workday 8 to 12 noon</i>	20 <i>Elmore County</i> <i>Extension Office</i> <i>Learning Gardens</i> <i>Workday 8-12 noon</i>	21	22
23	24 <i>Governor's</i> <i>Mansion</i> <i>Work Day</i> <i>8 to 11 a.m.</i>	25	26 <i>Lanark</i> <i>Workday 8 to 12 noon</i>	27 <i>Elmore County</i> <i>Extension Office</i> <i>Learning Gardens</i> <i>Workday 8-12 noon</i>	28	29
30						